

**STAY ALERT ▶ CONTROL THE VIRUS ▶ SAVE LIVES**

## Education for Sustainable Development (ESD)

Dear Families

This issue of Growing and Learning Together will follow on from the last Education for Sustainable Development (ESD) edition when we looked at growing and caring for plants. This time we will focus on how important wild animals are and the things we can do to help them.

The Education People proudly supports the United Nation's 17 Global Goals working towards a better future for everyone. In order to succeed, the Global Goals will require everybody's contributions from governments and businesses through to children and their families.

The Global Goals focus on major challenges to a sustainable future, including climate issues, conservation and fairer societies. Introducing children to the ways our actions can impact upon other people and the environment both positively and negatively can offer the first steps in beginning to understand how we can be more sustainable as individuals and communities.

### THE GLOBAL GOALS

For Sustainable Development



Having opportunities to observe the wildlife that is all around us can extend children's curiosity and knowledge about nature. Discovering and watching minibeasts can be fascinating to young children.

Local wildlife plays a vital role in our eco-system, so it makes sense to take care of them. Exploring habitats, food chains and life cycles helps children to understand how their actions can have a positive impact on living creatures and support sustainable development.

Engaging your children in exploring nature:

- fosters their curiosity and wonder of nature
- supports them in developing empathy with living creatures
- develops knowledge of what creatures need to survive
- introduces them to new vocabulary and concepts.

Please click on the images in this flyer to find links to further information.

## Minibeasts

This activity is perfect for the summer break where children can have fun collecting and scavenging suitable materials from gardens and outside areas. Even if you don't have access to your own outdoor space these can be positioned in a variety of locations.

Building a place for minibeasts to live can help develop your child's understanding of these creatures needs, as they consider what items to use and why. Returning to this "house" over time, your child can watch the tiny creatures that have chosen to live in the home they have made for them.


### Minibeast House

#### What you need:

- A suitable container - terracotta or recycled plastic plant pot or container.
- Corrugated card, newspapers or magazines.
- Twigs, straw, dried grass, leaves and moss.
- Pinecones.
- Bamboo canes.
- Any other natural materials you and your child can find.

#### How to make your minibeast house:

- Together with your child, gather all the materials they think would make a good home for these tiny creatures.
- Encourage your child to sort them into different piles: twigs, pinecones, leaves, straw.
- Now your child can start to fill the container, making sure the materials are wedged firmly in place.
- Talk with your child about where would be a suitable place to position their minibeast house such as in a garden, by a front door or in the corner of a balcony.



Click on the images to find out ways to make these "homes" and for a minibeast identification guide



Minibeast homes can be grand “hotels” or a small pile of leaves and twigs at the edge of a park or open space.

Encourage your child to keep a record of the wildlife these “homes” attract and talk to them about what they have seen, asking questions to extend their learning. Help them discover how to find out more by looking at books or websites. There are some suggestions below.

- Who might you find living here?
- How can we keep them safe?
- Why do these tiny creatures need a shelter?

Remind your child to take care when looking at all creatures and to put them back safely when finished. Remember that wildlife doesn't like disturbance too often so allow time between visits for the wildlife to recover.

### Recommended Publications and Websites for Families About Exploring Our Natural World

The Little Book of the Dawn Chorus (Sound Books) by Caz Buckingham & Andrea Pinnington



My First Book of Garden Bugs by Mike Unwin



# Helping Hands for Nature

Through observations and discussions your child can begin to develop their awareness of a variety of wildlife and start to recognise what these creatures need including the places they like to live.

Here are some examples of quick, easy and low-cost ways your child can observe nature while giving them a helping hand.

Click on the images for instructions on how to make the following activities.

## Spider Web Catcher

Species of spiders, globally, are on the decrease.

Habitats are being destroyed and when found indoors people tend to squash them, meaning numbers are dwindling.

However, spiders will happily feast on pests such as flies and moths.

So, the next time you see a spider in your home, maybe you will think twice about the misunderstood 'monsters' and do a good deed by welcoming them into your home or carefully taking them outside.



click on the spider image for more fascinating facts about spiders

## Toad Abode



Toads like to play hide and seek.

You can usually find them in cool, damp dark places.

You will have to look very carefully as they will be camouflaged.

Help your child make a toad house using a raised upturned plant pot.

## Bird Bath

Your child may find it interesting to learn that birds enjoy baths too.

Talk to your child about how important it is for birds to keep their feathers clean. Dampening the feathers helps loosen the dirt which makes it easier for them to preen.

Why not make a bird bath together using an old plate or saucer on a pot.

Bees like to visit for a drink and without something to rest on they can sometimes become stuck, so make sure to put some pebbles or stones in the bottom.



# We're Going on a Mini Safari

- Support your child in making their own nature frame to see what they can discover living in a little patch of ground.
- They could choose to make their frame from natural materials, for example, twigs or household items like straws, string or a cereal packet.
- Lay the frame on different surfaces such as grass, soil, a path, or bricks.
- Encourage your child to look closely at the variety of things they can see within their frame.
- Why not measure your child's height with a piece of string. You can talk about how long this is and then they place it on the ground in a shape of their choosing.



You might want to help your child make their own mini habitat using a tray and natural materials



Remember to always wash your hands when you have been exploring outside

# Can You Move Like a Minibeast?

By observing and investigating, your child will begin to discover new facts about these fascinating creatures including how they move in different ways.

Why not have fun trying to mimic their movements. Your family can take it in turns and try to guess which minibeast each of you are pretending to be!

march like an ant



slide like a snail



fly like a dragonfly



flutter like a butterfly



jump like a grasshopper



scuttle like a beetle




buzz like a bee




wriggle like a worm



crawl like a caterpillar



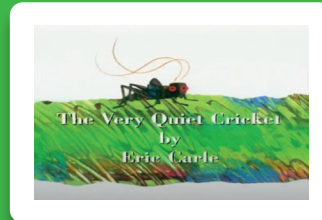

spin like a spider





# Creating Special Moments

Cuddle up to your loved ones and share a story and rhyme – this can be at any time of the day!

Click on the images to hear the stories being read.



Join Mr Tumble and friends as they look at minibeasts or learn a new insect song



Set age appropriate parental controls on any devices young children are using and supervise their use of websites and apps

## Useful information to help explain Coronavirus to your children

Coronavirus explained through a cartoon by the Belfast Health and Social Care Trust

UNICEF guides to coronavirus for parents and children

If your child is worried or anxious about coronavirus, find professional advice from Parents Helpline experts at Young Minds

This information has been provided by The Education People, Kent County Council's Education Services Company

[threadsofsuccess@theeducationpeople.org](mailto:threadsofsuccess@theeducationpeople.org)



Early Years and Childcare Excellence



Enhancing Family Involvement in Children's Learning

THE EDUCATION  
PEOPLE

The Education People © Edseco Ltd 2020. All rights reserved